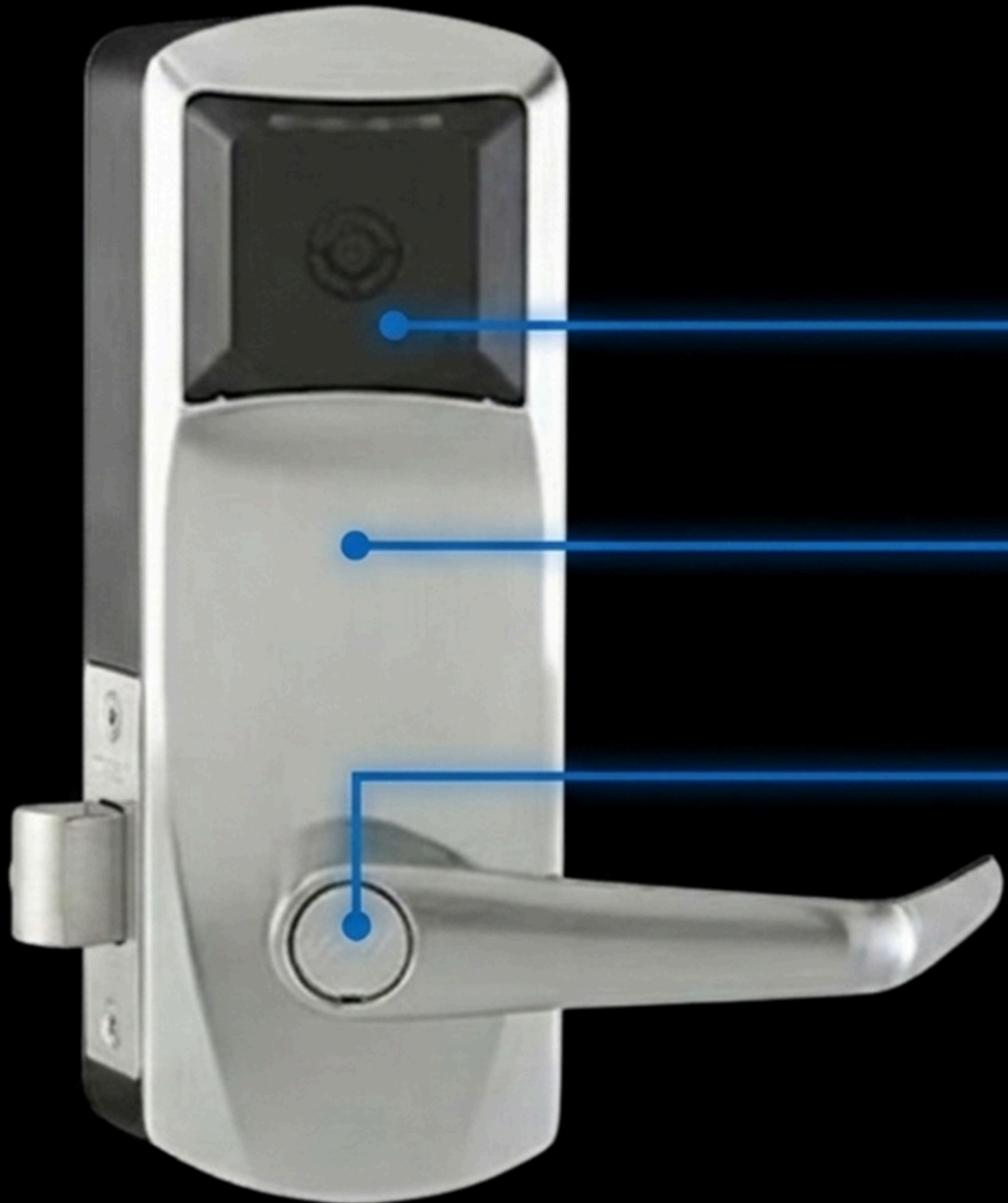




Next Generation Electronic Wireless Access

E-Plex™ 7900 Integrated RFID Electronic Lock

The Ultimate Physical Gatekeeper



Intelligent Design

Streamlined profile with less projection from the door. Top-mounted LED indicators for instant visual feedback.



Secure Architecture


Batteries (4 AA) and integrated wireless antenna are safely housed on the secure side of the door.



Enhanced Awareness

Built-in door monitoring capabilities ensure complete access oversight.

Engineered for Any Application



Cylindrical

Dual handed, field reversible levers

Mortise

With or without deadbolt configurations

Exit Device

Broad compatibility with designated exit trims

The most versatile E-Plex model to date—built for heavy-duty performance across diverse access control environments.

Comprehensive Credential Compatibility



Standard Frequency

- 125 kHz Proximity (Keyscan 36-bit, HID Corporate 1000, HID 26 bit)

High Frequency

- 13.56 MHz Smart Cards (iCLASS SEOS, iCLASS Legacy, MIFARE with BLE, Open format 26-bit)

Mobile Innovation

- Keyscan BLE (Seamless mobile credentials via smartphone)

Integrated contactless RFID reader automatically functions with designated credential series.

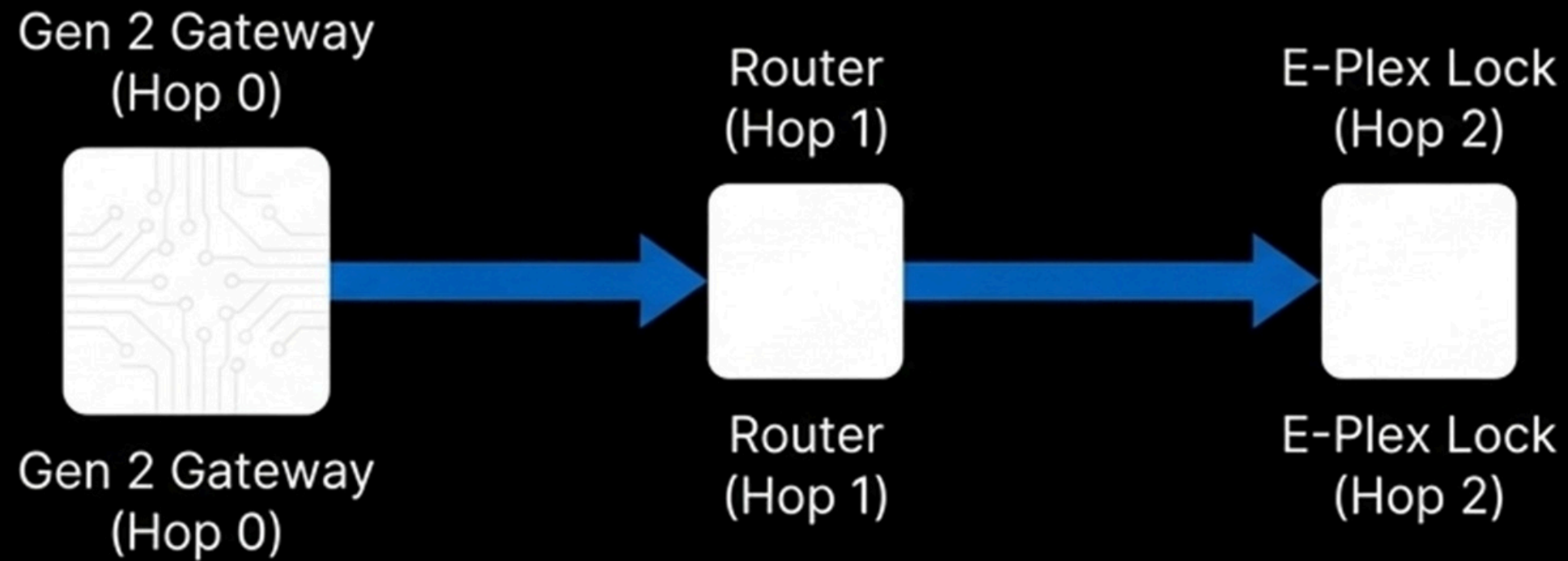
The Invisible Bridge: Generation 2 ZigBee



The E-Plex 7900 operates on an advanced **Generation 2 ZigBee wireless network**, creating **robust, two-way communication directly from the lock to the management software.**

Key Detail: Fully backward compatible—operates seamlessly alongside existing Generation 1 wireless locks and networks on the same system.

Enterprise-Grade Network Scalability



100 Devices

Up to 100 locks/routers maximum per single gateway

8 Routers

Maximum routers supported per gateway to extend range

The 2-Hop Limit

Locks can be installed up to two routing hops away from the main gateway, eliminating complex wiring

Network supports up to 100 gateways total, enabling massive facility-wide deployment.

The Command Center: UnityIS Integration



The true power of the E-Plex 7900 is unlocked when managed by UnityIS. Experience the same trusted function and reliability customers expect, now with real-time oversight.

Real-Time Auditing

Stream lock transactions instantly with online programming.

Massive Capacity

Lock memory natively stores 30,000 audits and up to 10,000 users.

A Unified Access Ecosystem



UnityIS Command Center
(Centralized permissions and real-time audits)

Generation 2 Wireless Bridge
(Seamless two-way data transfer)

E-Plex 7900 Edge Hardware
(Versatile, premium physical security)

You aren't just installing a lock; you are deploying a comprehensive, scalable security infrastructure.

Premium Foundation & Reliability

Cast Zinc Alloy

Heavy-duty construction with stainless steel inside housing. Available in multiple premium finishes (Satin Chrome, Bright Brass, Dark Bronze, etc.).

Extreme Environments

Operating range from -31°F to 149°F (-35°C to 65°C) and 0% to 85% non-condensing humidity.

1-Year Battery Life

Powered efficiently by 4 AA alkaline batteries with low battery indicators on both the lock and in UnityIS.

Certified Security

ADA compliant, BHMA/ANSI Grade 1, UL10/UL10C, and Florida Windstorm (mortise) certified.

IMRON

C O R P O R A T I O N

Elevate Your Access Infrastructure.

Any questions? We would be happy to advise you.

1-888-539-7226